

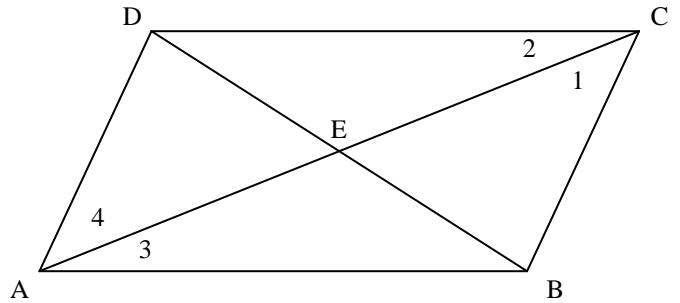
**Parallelogram Worksheet**

**I. Complete each statement.**

1. In a parallelogram, opposite sides are \_\_\_\_\_ and \_\_\_\_\_.
2. In a parallelogram, consecutive angles are \_\_\_\_\_.
3. In a parallelogram, diagonals \_\_\_\_\_ each other, which means they split each other in \_\_\_\_\_.

**II. Complete each statement, using Parallelogram DCBA**

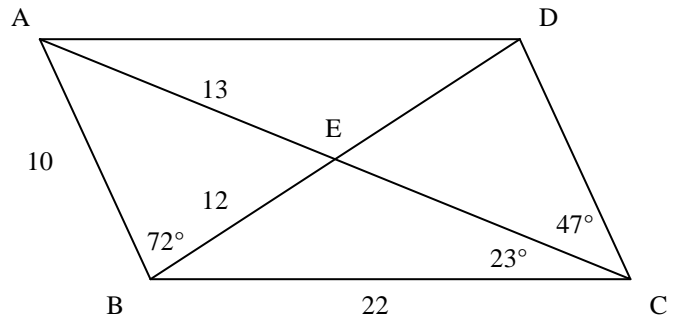
4. If  $AD = 20$ , then  $BC =$  \_\_\_\_\_
5. If  $AB = 13$ , then  $DC =$  \_\_\_\_\_
6. If  $DB = 22$ , then  $DE =$  \_\_\_\_\_
7. If  $AE = 18$ , then  $AC =$  \_\_\_\_\_
8. If  $m\angle ADC = 115^\circ$ , then  $m\angle ABC =$  \_\_\_\_\_
9. If  $m\angle DAB = 75^\circ$ ,  $m\angle ADC =$  \_\_\_\_\_
11. If  $m\angle AED = 72^\circ$ ,  $m\angle DEC =$  \_\_\_\_\_
13. If  $AC = 30$  and  $AE = 3x + 3$ , then  $x =$  \_\_\_\_\_



10. If  $m\angle 1 = 30^\circ$ , then  $m\angle 4 =$  \_\_\_\_\_
12. If  $m\angle ADC = 130^\circ$ , and  $m\angle 1 = 35^\circ$ ,  $m\angle 2 =$  \_\_\_\_\_
14. If  $DC = 6x + y$ ,  $BC = 3x + 2y$ ,  $AB = 25$ , and  $AD = 14$ , then  $x =$  \_\_\_\_\_ and  $y =$  \_\_\_\_\_

**III. Find the missing measurements of Parallelogram ADCB.**

- |                           |                           |
|---------------------------|---------------------------|
| 15. $CD =$ _____          | 16. $DA =$ _____          |
| 17. $AC =$ _____          | 18. $DB =$ _____          |
| 19. $CE =$ _____          | 20. $DE =$ _____          |
| 21. $m\angle ABC =$ _____ | 22. $m\angle BCE =$ _____ |
| 23. $m\angle BCD =$ _____ | 24. $m\angle ADC =$ _____ |
| 25. $m\angle BAD =$ _____ | 26. $m\angle CDE =$ _____ |
| 28. $m\angle DAE =$ _____ | 29. $m\angle EAB =$ _____ |
| 31. $m\angle BEC =$ _____ | 32. $m\angle CED =$ _____ |



27.  $m\angle EDA =$  \_\_\_\_\_
30.  $m\angle AEB =$  \_\_\_\_\_
33.  $m\angle DEA =$  \_\_\_\_\_

Name:

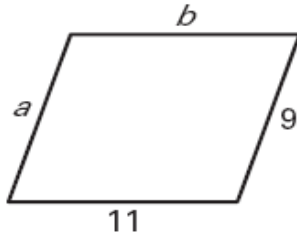
Period:

Date:

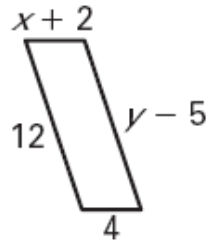
**Practice Worksheet:**  
**How do you use properties of parallelograms to solve problems?**

Find the value of each variable in the parallelogram.

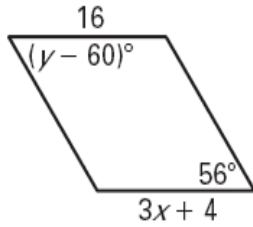
1.



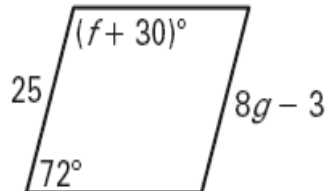
2.



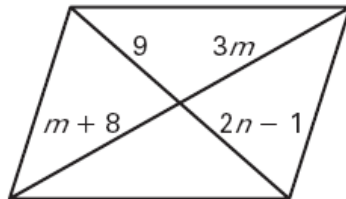
3.



4.



5.



6.

